



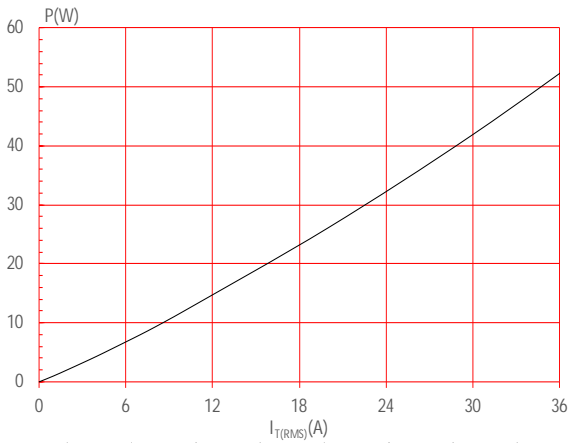
Peak pulse voltage ( $T_j=25^{\circ}\text{C}$ ; non-repetitive, off-state; FIG.8)	$V_{pp}$	1	kV
--	----------	---	----

( $T_j=25^{\circ}\text{C}$  unless otherwise specified)

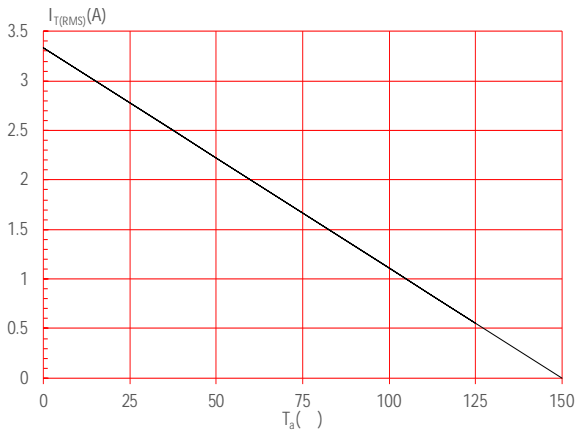
Symbol	Test Condition	Quadrant	Value	Unit
$I_{GT}$	$V_D=12\text{V}$ $R_L=33$	I - II - III	MAX	

T 30 35 H -8 E -/

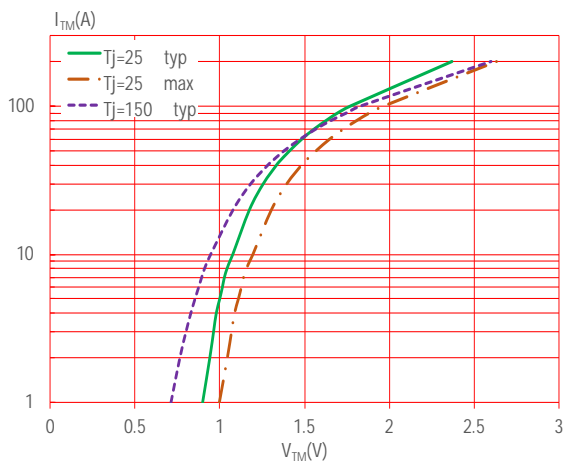
**FIG.1** Maximum power dissipation versus RMS on-state current



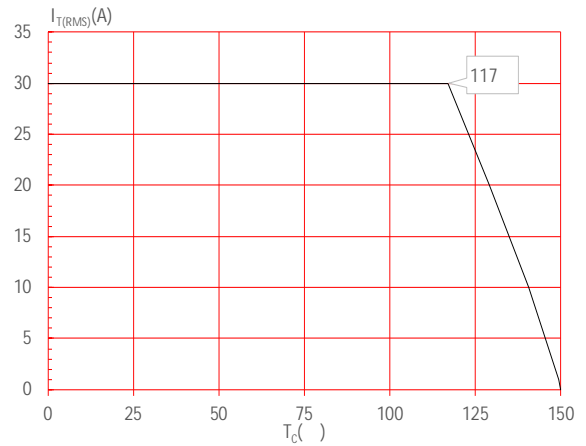
**FIG.3:** RMS on-state current versus ambient temperature (printed circuit board FR4,copper thickness:35μm)(full cycle)



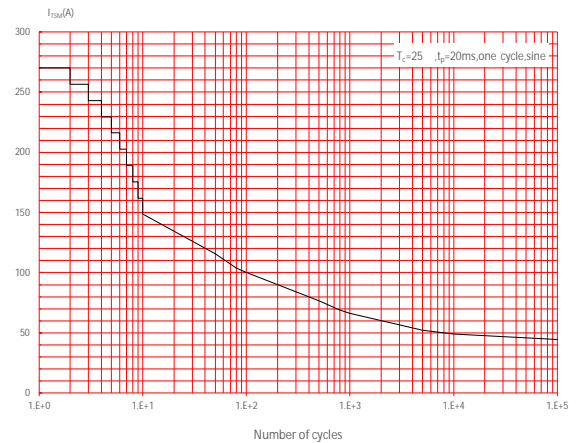
**FIG.5:** On-state characteristics




**FIG.2:** RMS on-state current versus case temperature



**FIG.4:** Surge peak on-state current versus number of cycles



**FIG.6:** Non-repetitive surge peak on-state current for a sinusoidal pulse with width  $t_p < 20\text{ms}$ , and corresponding value of  $I^2t$  ( $dl/dt < 100\text{A}/\mu\text{s}$ )



**FIG.7:** Relative variations of gate trigger current, holding current and latching current versus junction temperature

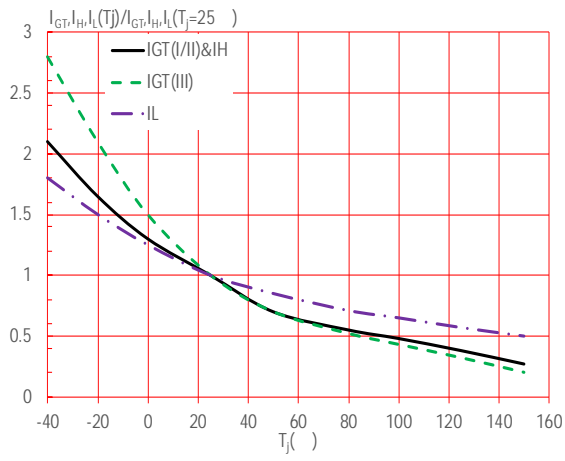
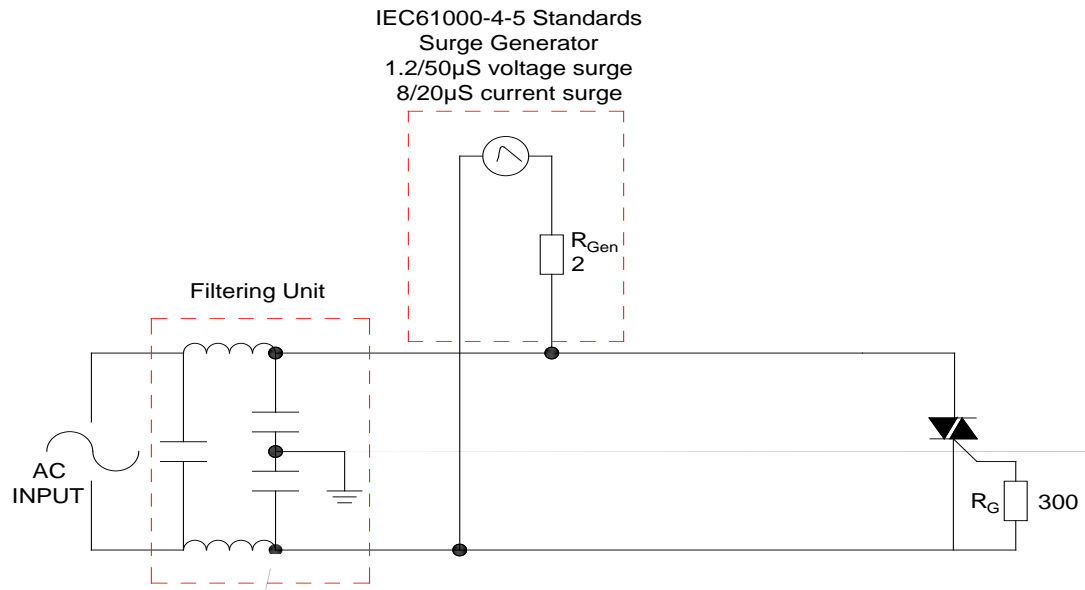


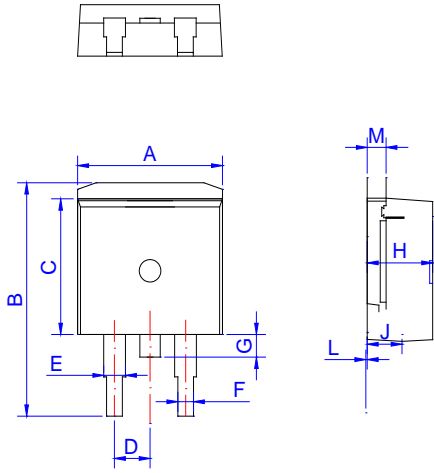
FIG.8: Test circuit for inductive and resistive loads to IEC-61000-4-5 standards



Order code	Voltage V <sub>DRM</sub> /V <sub>RRM</sub> (V)	IGT(mA)	Package	Base qty. (pcs)	Delivery mode
		- -			
T3035H-8E	800	35	TO-263	50	Tube
T3035H-8E-TR				800	Tape & Reel

**Document Revision History**

Date	Revision	Changes
Apr.10, 2023	A.1.0	Last updated



Ref.	Dimensions					
	Millimeters			Inches		
	Min.	Typ.	Max.	Min.	Typ.	Max.
A	9.90		10.20	0.390		0.402
B	14.70		15.80	0.579		0.622
C	9.40		9.60	0.37		0.378
D	2.40			0.094		
E	1.20		1.50	0.047		0.059
F	0.75		0.85	0.029		0.033
G			1.50			0.059
H	4.40		4.70	0.173		0.185
J	2.30		2.70	0.091		0.106
K	0.38		0.55	0.015		0.022
L	0	0.10	0.25	0	0.004	0.010
M	1.25		1.35	0.049		0.053





Information furnished in this document is believed to be accurate and reliable. However, Jiangsu JieJie Microelectronics Co., Ltd. assumes no responsibility for the consequences of use without consideration for such information nor use beyond it. Information mentioned in this document is subject to change without notice, apart from that when an agreement is signed, Jiangsu JieJie complies with the agreement.

Products and information provided in this document have no infringement of patents. Jiangsu JieJie assumes no responsibility for any infringement of other rights of third parties which may result from the use of such products and information. This document supersedes and replaces all information previously supplied.

 is a registered trademark of Jiangsu JieJie Microelectronics Co., Ltd.

Copyright © 2023 Jiangsu JieJie Microelectronics Co., Ltd. All rights reserved.