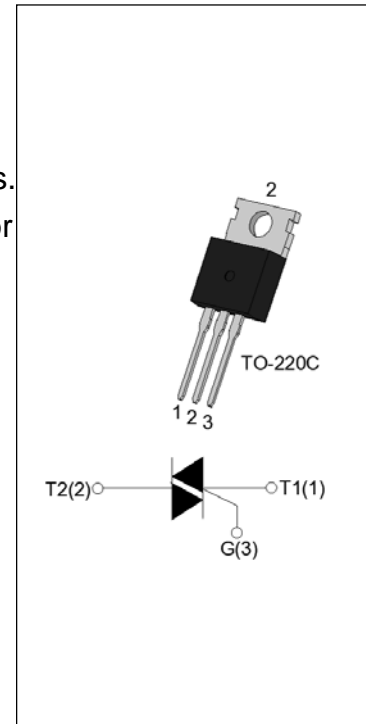


**JST10C-600CW 10A TRIAC**

Rev.A.1.0

**DESCRIPTION:**

The JST10C-600CW triac is suitable for general purpose AC switching. It can be used as an ON/OFF function in applications such as heating regulation, induction motor starting circuits, for phase control operation in light dimmers, motor speed controllers. JST10C-600CW snubberless triac is especially recommended for use on inductive loads. From T2 terminals to external heatsink. Package TO-220C is RoHS compliant.


**MAIN FEATURES**

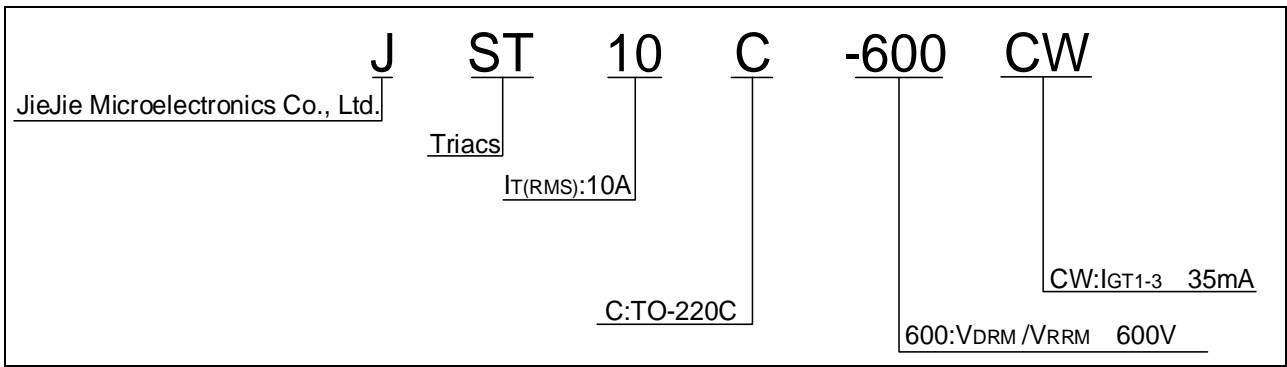
Symbol	Value	Unit
$I_{T(RMS)}$	10	A
$V_{DRM}/V_{RRM}$	600	V
$I_{GT} / /$	35/35/35	mA

**ABSOLUTE MAXIMUM RATINGS**

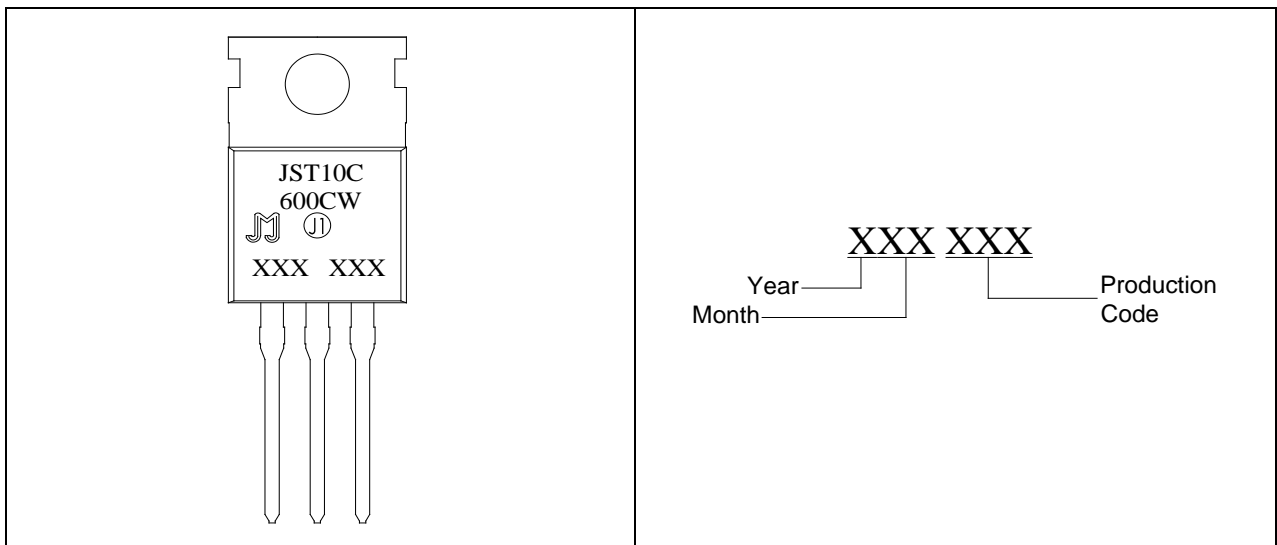
Parameter	Symbol	Value	Unit
Storage junction temperature range	$T_{stg}$	-40-150	
Operating junction temperature range	$T_j$	-40-125	
Repetitive peak off-state voltage ( $T_j=25^\circ C$ )	$V_{DRM}$	600	V
Repetitive peak reverse voltage ( $T_j=25^\circ C$ )	$V_{RRM}$	600	V
RMS on-state current ( $T_c = 106^\circ C$ )	$I_{T(RMS)}$	10	A
Non repetitive surge peak on-state current (full cycle, $t_p=20ms$ , $T_j=25^\circ C$ )	$I_{TSM}$	100	A
Non repetitive surge peak on-state current (full cycle, $t_p=16.6ms$ , $T_j=25^\circ C$ )		110	
$I^2t$ value for fusing ( $t_p=10ms$ , $T_j=25^\circ C$ )	$I^2t$	50	$A^2s$
Critical rate of rise of on-state current ( $I_G=2 I_{GT}$ , $f=100Hz$ , $T_j=125^\circ C$ )	$di/dt$	100	$A/s$
Peak gate current ( $t_p=20\mu s$ , $T_j=125^\circ C$ )	$I_{GM}$	4	A
Average gate power dissipation ( $T_j=125^\circ C$ )	$P_{G(AV)}$	0.5	W
Peak gate power	$P_{GM}$	10	W



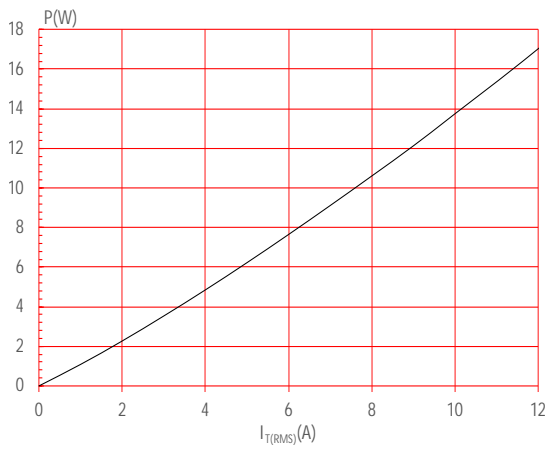
ORDERING INFORMATION




MARKING



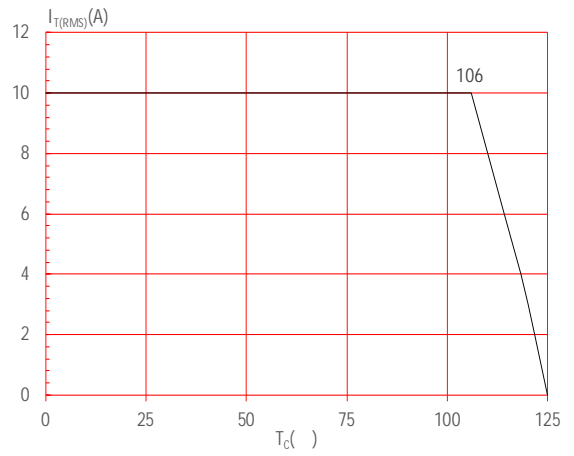
**FIG.1** Maximum power dissipation versus RMS on-state current



**FIG.3:** Surge peak on-state current versus number of cycles



**FIG.2:** RMS on-state current versus case temperature



**FIG.4:** On-state characteristics

FIG.7 Test circuit for inductive and resistive loads to IEC-61000-4-5 standards


**ORDERING INFORMATION**

Order code	Voltage $V_{DRM}/V_{RRM}$ (V)	IGT(mA)	Package	Base qty. (pcs)	Delivery mode
		- -			
<b>JST10C-600CW</b>	<b>600</b>	<b>35</b>	<b>TO-220C</b>	<b>50</b>	<b>Tube</b>

**Document Revision History**


Date	Revision	Changes
Apr.11, 2023	A.1.0	Last updated

PACKAGE MECHANICAL DATA



Information furnished in this document is believed to be accurate and reliable. However, Jiangsu JieJie Microelectronics Co., Ltd. assumes no responsibility for the consequences of use without consideration for such information nor use beyond it. Information mentioned in this document is subject to change without notice, apart from that when an agreement is signed, Jiangsu JieJie complies with the agreement.

Products and information provided in this document have no infringement of patents. Jiangsu JieJie assumes no responsibility for any infringement of other rights of third parties which may result from the use of such products and information. This document supersedes and replaces all information previously supplied.

 is a registered trademark of Jiangsu JieJie Microelectronics Co., Ltd.

Copyright ©2023 Jiangsu JieJie Microelectronics Co., Ltd. Printed All rights reserved.